
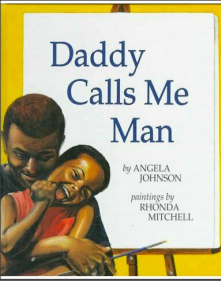






This week's book link & description:	Word to Use	Physical activity	Project	Project	Songs & Poems Links
 <p><u><a href="#">I Believe I Can</a></u> My presence matters in this world. I know I can do anything, if only I believe I can.</p>	<ul style="list-style-type: none"> <li>*believe</li> <li>*value</li> <li>*powerful</li> </ul>	<p><b>Set A Goal</b> Find a place in your house or neighborhood where you can run about 20 ft. Time yourself running as fast as you can. Keep track of your progress and see if you get faster!</p>	<p>Draw a picture answering this question: "I Believe I Can_____."</p>	<p><b>Puzzle Partner</b> Take turns cutting a magazine picture into 5-10 pieces. Take turns piecing it back together.</p>	<p><a href="#">Hey Black Child</a></p>
 <p><u><a href="#">Daddy Calls Me Man</a></u> Family love and the shared stories and symbols connect the generations.</p>	<ul style="list-style-type: none"> <li>*spin</li> <li>*glowing</li> <li>*moon</li> </ul>	<p><b>Swap A Shoe Race</b> Take turns wearing each other's shoes and see how long it takes to get from one end of the hall to the other. Experiment with different pairs.</p>	<p>Make a tracing of your and your caretaker's shoes. Cut them out and see what kind of pictures you can make when you arrange them.</p>	<p><b>Name Collage:</b> Write your name on a large piece of paper. Decorate with sparkles, recycled materials, even BINGO dot markers!</p>	<p><a href="#">Something In My Shoe</a></p>
 <p><u><a href="#">Just Like A Mama</a></u> A young girl longs for her mother and father but finds unconditional love and gratuity for her caregiver.</p>	<ul style="list-style-type: none"> <li>*wings</li> <li>*fly</li> <li>*wish</li> </ul>	<p><b>Two in One Partner</b> Join your body to your partner by tying a piece fabric/towel/shirt around your ankles. Put your arms around each other and see how far you can walk and how fast this way!</p>	<p>Make a ladybug by cutting paper plate in half. Attach it to another paper plate for wings. Decorate it as a ladybug, Mama Rose's nickname for the little girl.</p>	<p>Write each of the letters of your name on pieces of paper. Rearrange the letters into new words or think if words that start with that letter.</p>	<p><a href="#">Maya Angelou's Name Song</a></p>
 <p><u><a href="#">Firebird</a></u> A girl whose confidence is fragile learns to have faith in herself and the importance of hard work and dedication.</p>	<ul style="list-style-type: none"> <li>*grace</li> <li>*imagine</li> <li>*practice</li> </ul>	<p>Dance to different kinds of music pretending you're an animal. Ask your partner to guess what you are.</p>	<p>Draw a picture finishing this sentence: "When I grow up, I will be a _____."</p>	<p><b>Firebird Collage</b> Look in magazines, newspapers, etc. and cut out all the things that are Firebird red. Glue them together to make a collage.</p>	<p><a href="#">I Love My Skin</a></p>



# Using The Summer Calendar:



## *The "BIG" Ideas of the Summer Calendar*



*(whether you are doing 1-2 or every activity, focus on fostering these understandings:)*

We want children to:

- ★ feel proud of their uniqueness
- ★ appreciate diversity as a strength
- ★ develop a sense of "I Can" and "I Will"
- ★ feel powerful as a family and as individuals.

Each week begins with a story book and a link to access it. Watch the story together. Afterwards, draw pictures and write about your favorite part of the story, draw the characters in the story and talk about their importance to the story. Finally, draw a picture or tell a story about how **you** are like a character in the story. Put all your work in a notebook. At the end of the summer, you can look back on all the writing, drawing, and thinking you did!

During the rest of the week, do as many of the activities you can, whenever you can, just remember to HAVE FUN TOGETHER!

*A note on materials: The activities in this calendar use many household items. Please feel free to improvise and use whatever's on hand.*